



د تشبث ښوونيزه او روزنيزه مؤسسه  
مؤسسه تعليمي و تربيتي تشبث  
Tashabos Educational Organization (TEO)

## THE TASHABOS STUDENT PRE -TEST ANALYSIS REPORT KABUL, PARWAN AND BAMYAN PROVINCES

Girls' knowledge in all grades is higher than boys.  
It clearly shows enthusiasm on the part of girls is more. This mean, the Tashabos program has the potential to encourage the girls for their creativity and innovation and seek resources to support these girls.

In the mean time TEO and Ministry of Education need to work together to encourage boys to study Tashabos and go for creativity and innovation to ensure their own future.

Fazel Rabi Haqbeen, Executive Director  
Tashabos Education Organization (TEO)  
May to July, 2019

## Table of Contents

OVERVIEW .....	5
SUMMARY .....	5
General Analysis: .....	6
Grades Analysis:.....	6
Gender Analysis: .....	6
ALL SCHOOLS COMBINED PRE-TEST RESULTS .....	6
General Analysis of all Schools .....	6
Analysis of all Schools by Grades.....	7
Analysis of all Schools by Gender .....	8
Analysis of all Schools by Gender and Grades .....	9
KABUL PROVINCE ANALYSIS .....	10
Kabul Province Analysis by Grades.....	10
Kabul Province analysis by Gender .....	11
Kabul Province Analysis by Gender and Grades .....	11
PARWAN PROVINCE ANALYSIS .....	12
Parwan Province Analysis by Grade .....	13
Analysis of Parwan Schools by Gender .....	14
Analysis of Parwan by Gender and Grades .....	14
BAMYAN PROVINCE ANALYSIS.....	15
Analysis of Bamyan school by Grades.....	16
Bamyan Province Analysis by Gender.....	16
Bamyan Province Analysis by Gender and Grades .....	17
FINDINGS .....	18
CHALLENGES AND SOLUTIONS .....	18

**List of Figures**

Figure 1: Analysis of All Schools Pre –Tests Scores ..... 7

Figure 2: Analysis of All Schools Pre –Tests Scores by Grades ..... 8

Figure 3: Analysis of All Schools Pre –Tests Scores by Gender ..... 8

Figure 4: Analysis of All Schools Pre –Tests Scores by Gender and Grades ..... 9

Figure 5: Analysis of Kabul Pre –Tests Scores ..... 10

Figure 6: Analysis of Kabul Pre –Tests by Grades ..... 11

Figure 7: Analysis of Kabul Pre –Tests by Gender ..... 11

Figure 8: Analysis of Kabul Pre –Tests by Gender and Grades ..... 12

Figure 9: Analysis of Parwan Province Pre –Tests Scores ..... 13

Figure 11: Analysis of Parwan Pre –Tests by Gender ..... 14

Figure 12: Analysis of Parwan Pre –Tests by Gender and Grades ..... 15

Figure 13: Analysis of Bamyán Pre –Tests Scores ..... 16

Figure 14: Analysis of Bamyán Pre –Tests by Grades ..... 16

Figure 15: Analysis of Bamyán province Pre –Tests scores by gender ..... 17

Figure 16: Analysis of Bamyán Pre –Tests scores by gender and grades ..... 18



*Figure 1: Tashabos Students Taking Pre-Test*

**List of Tables**

Table 2: All Schools Students Pre –Tests Scores by Grades..... 7  
Table 3: All Schools Students Pre –Tests Scores by Gender ..... 8  
Table 4: All Schools Students Pre –Tests Scores by Gender and Grades ..... 9  
Table 5: Kabul Province Students Pre –Tests Scores..... 10  
Table 6: Parwan Province Students Pre –Tests Scores ..... 12  
Table 7: Bamyan Province Students Pre –Tests Scores ..... 15



*Figure 2: Tashabos Students Taking Pre-Test*

## **OVERVIEW**

To measure the result of the Tashabos teaching curriculum and level of the student's knowledge of Tashabos, TEO uses pre- and post-tests. TEO developed questionnaires for Grade 10, 11 and 12, which were used to evaluate students' knowledge of the Tashabos subject. The pre- and post-tests activities are part of the first important component of the Tashabos program, the teaching of Tashabos curriculum to Grade 10, 11 and 12 students. TEO overtime trained all the Tashabos teachers, whose responsibilities are to teach the subject in 42 high schools in Kabul, Parwan, Bamyan and Nangarhar Provinces. As the total number of the students in the Tashabos schools in 2019/20 is over 35,000, it seems difficult to take pre-test from all of the students; therefore, TEO used the standard sampling procedure to take samples from each school. Considering the 95% confidence level and the 5% confidence interval, TEO took a total of 6,000 students sample in three provinces for the pre-test.

TEO and the Tashabos teachers during the months of April and May 2019 just with start of teaching the Tashabos subject, administered pre-test to know the level of the students' understanding of the Tashabos subject. TEO by the end of May 2019 received all pre-tests' data from Kabul, Parwan and Bamyan Provinces. The pre-test from Nangarhar Province will be administered once their educational year begins in September.

## **SUMMARY**

In Kabul, Bamyan and Prawan Provinces a total of 5,396 students took the pre-test. To have a comprehensive picture of the students' understanding level, TEO analyzed the data in different categories: general, by gender, by grades and by gender and grades combined. To know the status of the Tashabos subject and its impact on Tashabos students in each province, TEO also analyzed the data of each province separately.

In Kabul province girls' knowledge in all grades is higher than boys, which is the case in Parwan Province too, while in Bamyan girls knowledge in Grades 11 and 12 is relatively higher than of the boys. It clearly shows enthusiasm on the part of girls is more. This mean, the Tashabos program has the potential to encourage the girls for their creativity and innovation and seek resources to support these girls. In the mean time TEO and MoE need to work together to encourage boys to study Tashabos and go for creativity and innovation to ensure their own future.

It is interesting to know that girls in Parwan Province, which is relatively conservative than Kabul Province, are more enthusiastic to study Tashabos. They are also eager to participate in the Tashabos program activities including student-entrepreneurs' products exhibitions and the business proposal competitions. This mean, the potential of building girls' capacity and empowering them economically is there, so TEO will continue to mobilize resource to support the girls. Meanwhile, TEO will work with boys to encourage them to participate actively in the Tashabos program activities and achieve self reliance, so they are not left behind.

The analysis in Bamyan shows that the girls and boys have similar knowledge of Tashabos, which is low and they need to show enthusiasm for the Tashabos study.

**General Analysis:** Looking into the general analysis results of all schools, the results show less understanding of the Tashabos subject among the students. While analysis of the data by province showed higher knowledge of the Tashabos among Kabul Province students, and the lowest knowledge of the subject among Pawan Province students. The results are not satisfactory because Grades 11 and 12 students studied Tashabos subjects in their previous Grades of 10 and 11 respectively. In order to be raised as good entrepreneurs, the students need to further improve their understanding of Tashabos subject. According to the percentages the higher knowledge even is not much satisfactory and the students needs to learn Tashabos subject to complete their entrepreneurship knowledge.

**Grades Analysis:** As expected Grade 12 students' knowledge in the pre-test is higher than Grade 10 and 11. The reason is that Grade 12 students studied the Tashabos subject for two years. Moreover, the analysis by province showed that in Kabul and Bamyan Provinces Grade 12 students knowledge is higher, while in Parwan Province all grades students' Tashabos knowledge is lower.

**Gender Analysis:** TEO analyzed the data by gender to gauge the girls and boys Tashabos knowledge. The analysis of all schools showed girls Tashabos knowledge is higher than boys. This is true in Kabul and Bamyan Provinces that Girls Tashabos knowledge is higher than boys, while in Parwan Province girls and boys' knowledge is lower and comparatively equal. Vice versa, in 2017 it was Bamyan that the girls and boys' knowledge was lower and comparatively equal.

**Grades and Gender Analysis:** The analysis by Grades and Gender of all schools showed Grades 10, 11 and 12 girls Tashabos knowledge is higher than boys. The analysis by provinces also showed in Kabul and Bamyan Provinces girls Tashabos knowledge is higher than boys, though in Parwan they are relatively in equal stage in the highest category of the scores, while girls knowledge is high in the higher category of the scores.

### ALL SCHOOLS COMBINED PRE-TEST RESULTS

To evaluate the level of students' understanding from the Tashabos subject TEO analyzed the pre-test scores of all students from three provinces. As stated in the overview, comprehensive questionnaires were provided to Grade 10, 11 and 12 students to measure their knowledge. Considering the students' knowledge by Grade and the contents of Tashabos textbook, the questionnaires were developed accordingly.

#### General Analysis of all Schools

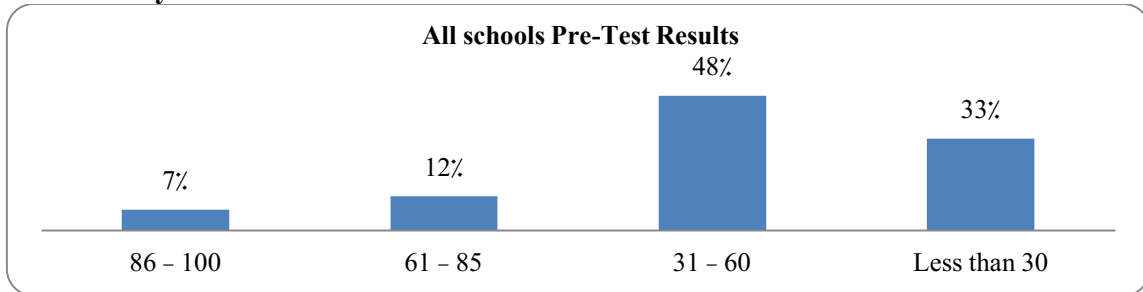
A total of 5,396 observed Tashabos student from Kabul, Parwan and Bamyan provinces received the pre-test questionnaires. Table 1 and Figure 1 show an overall analysis of student's pre-test scores.

**Table 1: All Schools Students Pre -Tests Scores**

Total Number of Classes	Total Number of Students	Observed Students	Pre-Test Scores			
			86 - 100	61 - 85	31 - 60	Less than 30
790	35,626	5,396	395	659	2,582	1,760

Figure 1 shows that in pre-test 7% students received score between 86–100, which means rare number of students received high scores in the pre-test. Thought, the Grade 12 students were expected to receive high scores, because they studied the Tashabos subject in Grade 10 and 11. Twelve percent students received scores from 61 to 85, moreover, 48% received scores from 31 to 60 and 33% students received scores less than or equal to 30. The lower percentage of the students scoring the highest numbers (7%) and higher numbers (12%) scoring, shows less understanding of students from Tashabos subject, which confirm the start of their study of the Tashabos textbooks new to them in their new grades they passed to.

**Figure 1: Analysis of All Schools Pre -Tests Scores**



**Analysis of all Schools by Grades**

To measure the Tashabos knowledge of students by grades, TEO furthermore analyzed the data by grades. A total of 2,040 Grade 10, 1,780 Grade 11 and 1,576 Grade 12 students received the pre-test questionnaires. As expected Grade 12 received the highest number of the highest scores, then Grade 11 and Grade 10 respectively. This show the effect of the Tashabos study over the years the Tashabos students go through the three Grades of 10, 11 and 12. Table 2 and Figure 2 show the details.

**Table 2: All Schools Students Pre -Tests Scores by Grades**

Grades	Pre-Test Scores			
	86 - 100	61 - 85	31 - 60	Less than or equal to 30
Grade 10	95	279	1,038	628
Grade 11	105	212	931	532
Grade 12	195	168	613	600
<b>Total</b>	<b>395</b>	<b>659</b>	<b>2,582</b>	<b>1,760</b>

**Grade 10:** Grade 10 students, moved up from Grade 9, will start the Tashabos subject for the first time. Therefore; the subject is totally new for them. According to Figure, in pre-test 5% Grade 10 students received scores from 86 to 100, 14% received scores between 61–85, 51% received scores of 31 to 60 and at last 31% received scores less than or equal to 30.

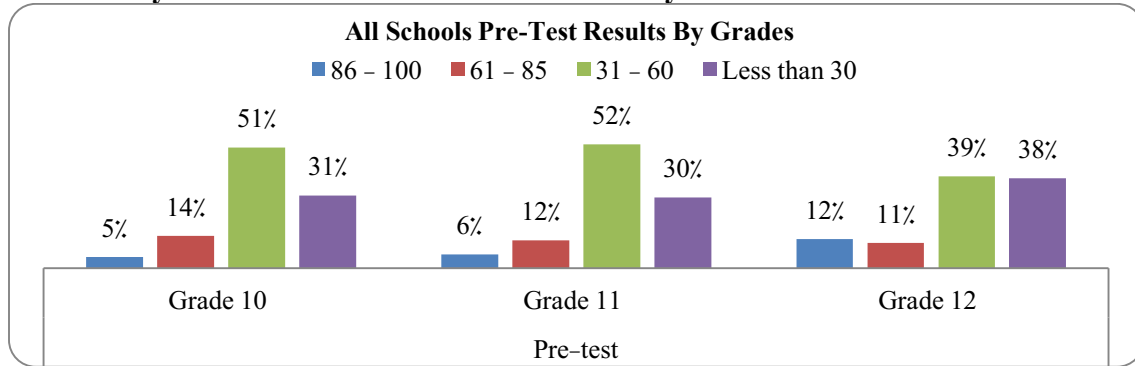
**Grade 11:** Grade 11 students studied Tashabos subject for one year in their Grade 10, so their knowledge was expected to be higher than Grade 10. 6% of students from Grade 11 received scores between 86–100, 12% received scores of 61 to 85, 52% received scores of 31 to 60 and 30% students received scores less than or equal to 30. As a result, Grade 11 student’s knowledge in



the second highest scores (61–85) is higher than Grad 12. Interestingly, Grade 10 scores in the second higher category is a bit higher than Grade 11 and 12.

**Grade 12:** Twelve percent Grade 12 students received scores of 86–100, which is higher than Grade 10 and 11. Eleven percent scored between 61 to 85, 39% received scores between 31 to 60 and 38% received scores less than or equal to 30.

**Figure 2: Analysis of All Schools Pre -Tests Scores by Grades**



**Analysis of all Schools by Gender**

After analyzing the data by grades, it was also important to know the level of Tashabos knowledge of girls and boys’ students. To find out the difference in their understanding of Tashabos subject, TEO analyzed the pre–test scores by gender. A total of 3,133 girls and 2,263 boys’ students received the pre–test. Table 3 and Figure 3 show the details.

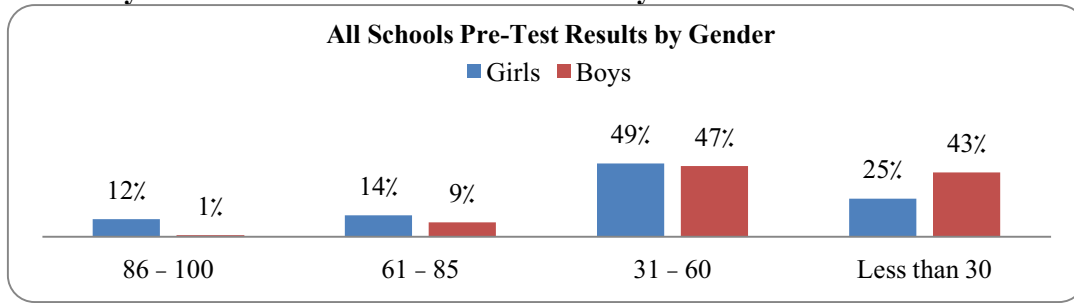
**Table 3: All Schools Students Pre -Tests Scores by Gender**

Gender	Pre-Test Scores			
	86 - 100	61 - 85	31 - 60	Less than or equal to 30
Girls	372	446	1,522	793
Boys	23	213	1,060	967
<b>Total</b>	<b>395</b>	<b>659</b>	<b>2,582</b>	<b>1,760</b>

Figure 3 shows, 12% girls received scores of 86–100, while only 1% boys received scores in same range. Furthermore, 14% girls and 9% boys received scores of 61 to 85. 49% girls and 47% boys scored 31 to 60. Finally, 25% girls and 43% of boys received scores less than or equal to 30. The analysis shows that girl’s knowledge is higher than boys, however, both needs to increase their knowledge of Tashabos subject and expected to study hard to achieve their goal of Tashabos.



**Figure 3: Analysis of All Schools Pre -Tests Scores by Gender**



**Analysis of all Schools by Gender and Grades**

After analyzing the data by grades and gender separately, TEO compared the two parts to know the knowledge of girls and boys by grades. Therefore, the data further evaluates student’s knowledge by gender and grade. Table 4 and Figure 4 show the details.

**Table 4: All Schools Students Pre -Tests Scores by Gender and Grades**

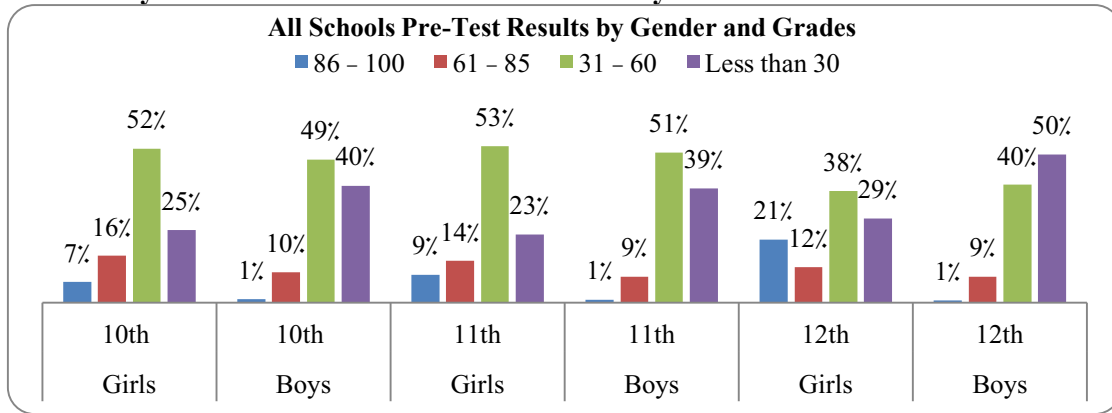
Gender	Grades	Pre-Test Scores			
		86 - 100	61 - 85	31 - 60	Less than or equal to 30
Girls	10th	85	194	640	302
Boys	10th	10	85	398	326
Girls	11th	97	145	545	238
Boys	11th	8	67	386	294
Girls	12th	190	107	337	253
Boys	12th	5	61	276	347

**Grade 10:** According to Figure 4, 7% of Grade 10th female students and 1% of male students scored 86 to 100, which shows girl’s knowledge of Tashabos is higher than boys. Subsequently, 16% girls and 10% of boys received scores of 61 to 85, 52% girls and 49% boys received scores of 31 to 60. Also, 25% girls and 40% boys received scores less than and equal to 30.

**Grade 11:** In the pre-test, Grade 11 girls (9%) and boys (1%) received scores between 86–100. Fourteen percent girls and 9% boys received scores of 61 to 85, 53% girls and 51% boys received scores of 31 to 60. As well 23% girls and 39% boys received scores less than or equal to 30.

**Grade 12:** In the pre-test evaluation, 21% of girls and 1% of boys scored 86 to 100 which shows better understanding of girls from Tashabos subject. Moreover, 12% of girls and 9% of boys scored from 61 to 85 which show higher number of boys has received scores 61–85. Interestingly, 38% of girls and 40% of boys have scored from 31 to 60 which show majority of both girls and boys have less understanding of Tashabos subject. Further, 29% girls and 50% boys scored less than or equal to 30.

**Figure 4: Analysis of All Schools Pre -Tests Scores by Gender and Grades**



**KABUL PROVINCE ANALYSIS**

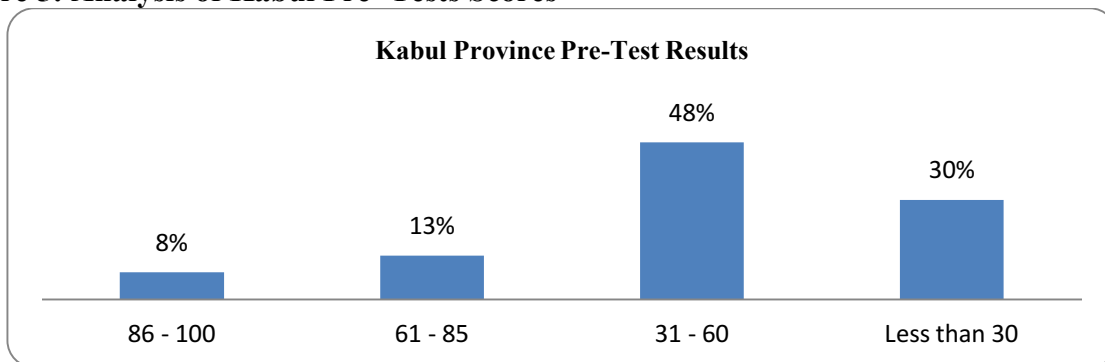
Following the pre-test analysis of all schools in general, TEO analyzed the data separately for each province. The purpose was to gauge the Tashabos knowledge level of students in each province. According to sampling, a total of 4,716 students in Kabul Province received the pre-test. Table 5 and Figure 5 show the details.

**Table 5: Kabul Province Students Pre -Tests Scores**

Total Number of Classes	Total Number of Students	Observed Students	Pre-Test Scores			
			86 - 100	61 - 85	31 - 60	Less than 30
608	27,355	4,716	391	632	2,263	1,430

Figure 5 shows the pre-test result of Kabul Province students. In the pre-test 8% of students received scores of 86–100, while 13% scored between 61–85, 48% scored of 31 to 60 and 30% of the students scored of less than or equal to 30. The analysis shows that in Kabul Province small number of students received highest range scores and these students are expected to be Grade 12, because Grade 12 students have Tashabos knowledge as they learned the subject for two years. Still there is need for improvement, which is expected to happen after studying the subjects during the year 2019.

**Figure 5: Analysis of Kabul Pre -Tests Scores**

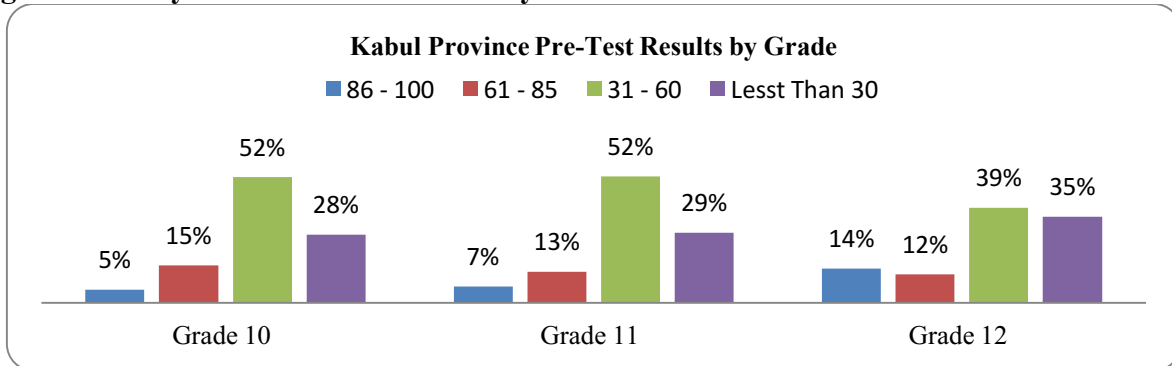


### Kabul Province Analysis by Grades

Following the general analysis of Kabul pre-test scores, TEO analyzed the data by grades to measure the students Tashabos knowledge in Kabul Province by grades. Figure 6 shows the details.

Concerning Figure 6, in pre-test 5% of Grade 10 students received scores of 86 to 100, while 15% received scores between 61–85, 52% of students received scores of 31 to 60 and 28% of students scored less than and equal to 30.

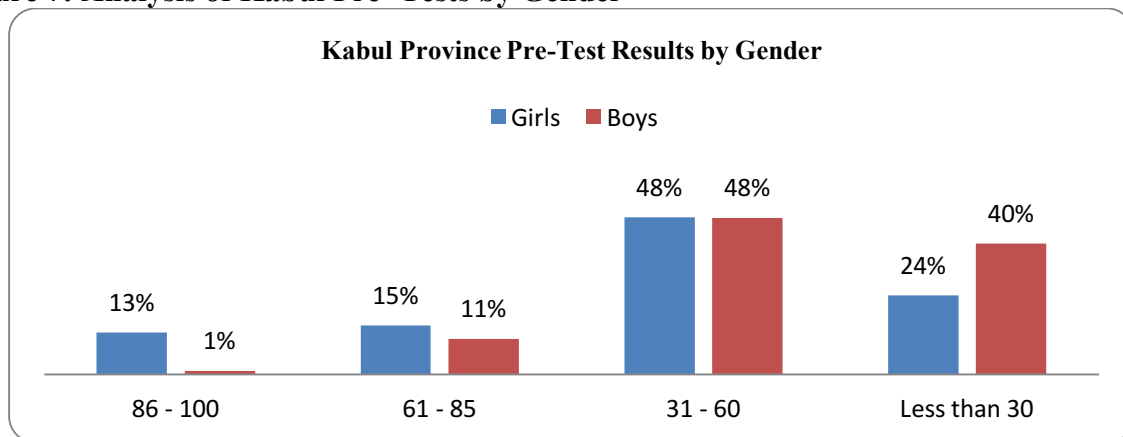
**Figure 6: Analysis of Kabul Pre -Tests by Grades**



### Kabul Province analysis by Gender

Figure 7 shows the Kabul students pre-test analysis by gender. In pre-test 13% of girls scored of 86–100, while only 1% boys scored of 86–100. Also 15% girls scored of 61–85, only 11% boys scored of 61–85. Forty-eight percent girls received scores of 31 to 60, and similarly 48% boys scored of 31 to 60. Finally, 24% girls and 40% boys received scores less than and equal to 30.

**Figure 7: Analysis of Kabul Pre -Tests by Gender**



### Kabul Province Analysis by Gender and Grades

Following the Kabul Province pre-test analysis by grade and gender separately, TEO analyzed the data by gender and grades together to measure girls and boys Tashabos knowledge level in Kabul Province. Figure 8 shows the pre-test results of Kabul Province by Gender and Grades.

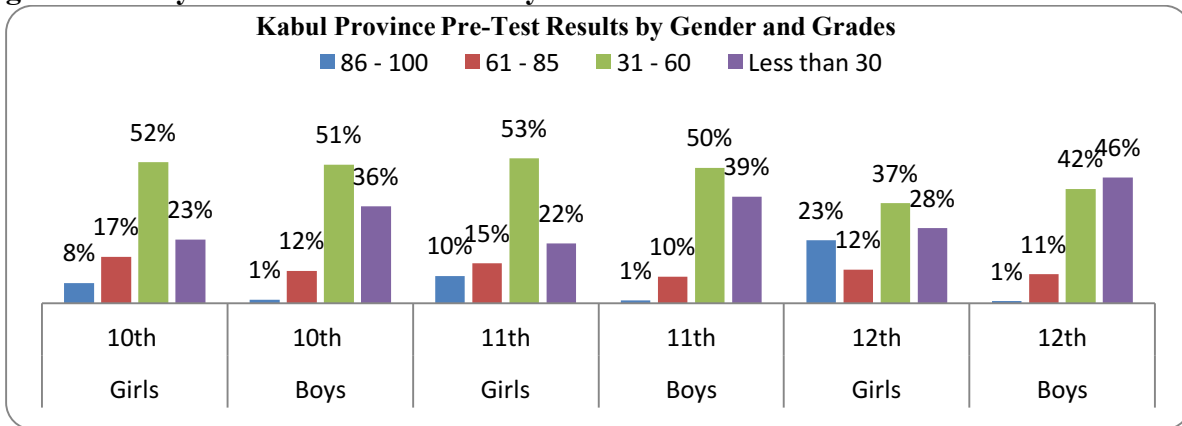
**Grade 10:** According to Figure 8, Grade 10 in pre-test, 8% girls received scores of 86–100, 17% scored of 61 to 85, 52% scored of 31–60 and 23% scored of less than and equal to 30. On the other hand, 1% of boys scored of 86–100, 12% scored of 61 to 85, 51% scored of 31–60 and 36% scored of less than and equal to 30. The result shows Grade 10 girls’ knowledge is higher than boys.

**Grade 11:** In Grade 11 pre-test, 10% girls received scores of 86 to 100, while 15% scored of 61 to 85, 53% scored of 31 to 60 and, 22% received scores less than and equal to 30. Boys’ students (1%) received scores of 86–100, 10% scored of 61 to 85, 50% scored of 31 to 60 and 39% scored less than and equal to 30. Also as a result Grade 11 girls Tashabos knowledge is higher than boys.

**Grade 12:** In Grade 12 pre-test, 23% girls students received scored of 86 to 100, 12% score of 61 to 85, 37% scored of 31 to 60 and only 28% received scored less than and equal to 30. On the other hand, boy’s students (1%) received scores of 86 to 100, 11% scored of 61 to 85, while 42% scored of 31 to 60 and 46% scored less than and equal to 30. The analysis again shows that Grade 12 girls Tashabos knowledge is higher than boy’s knowledge.

In Kabul province girls’ knowledge in all grades is higher than boys. It clearly shows enthusiasm on the part of girls is more. This mean, the Tashabos program has the potential to encourage the girls for their creativity and innovation and seek resources to support these girls. In the mean time TEO and MoE need to work together to encourage boys to study Tashabos and go for creativity and innovation to ensure their own future.

**Figure 8: Analysis of Kabul Pre -Tests by Gender and Grades**



**PARWAN PROVINCE ANALYSIS**

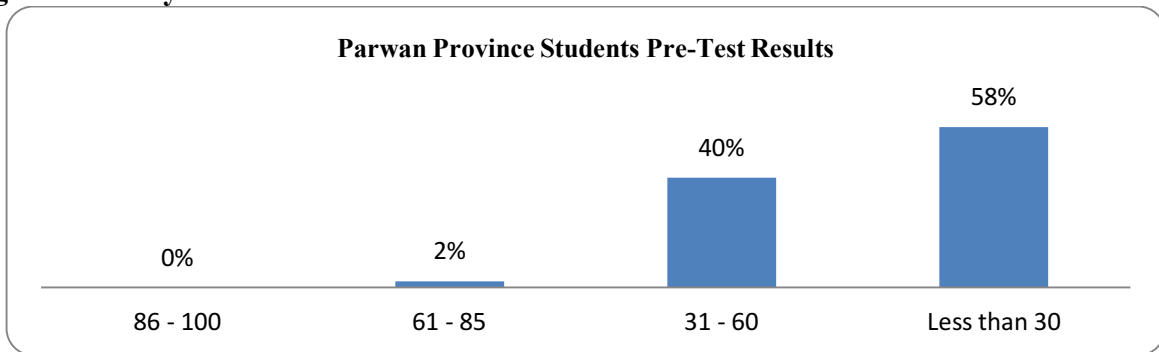
TEO analyzed the data of pre-test of the Tashabos high schools in Parwan Province. Total of 1,518 students in 41 classes of five high schools received the pre-test questionnaire. Table 6 and Figure 9 show the details.

**Table 6: Parwan Province Students Pre -Tests Scores**

Total Number of Classes	Total Number of Students	Observed students	Pre-Test Scores			
			86 - 100	61 - 85	31 - 60	Less than 30
41	1,518	267	0	6	106	155

Figure 9 shows the pre-test result of students in Parwan Province. In the pre-test assessment none of the students received scores of 86–100, 2% of them scored between 61 to 85. However, 40% scored from 31 to 60 and 58% of the students scored of less than or equal to 30. The study shows that in Parwan Province majority of students scored from less than 30, which shows student’s low level of understanding from Tashabos subject. Nonetheless, most of these students have already studied Tashabos subject in Grade 11 and 12. As a result, the assessment concludes that these students need further improvements in their current school year (2019).

**Figure 9: Analysis of Parwan Province Pre -Tests Scores**



**Parwan Province Analysis by Grade**

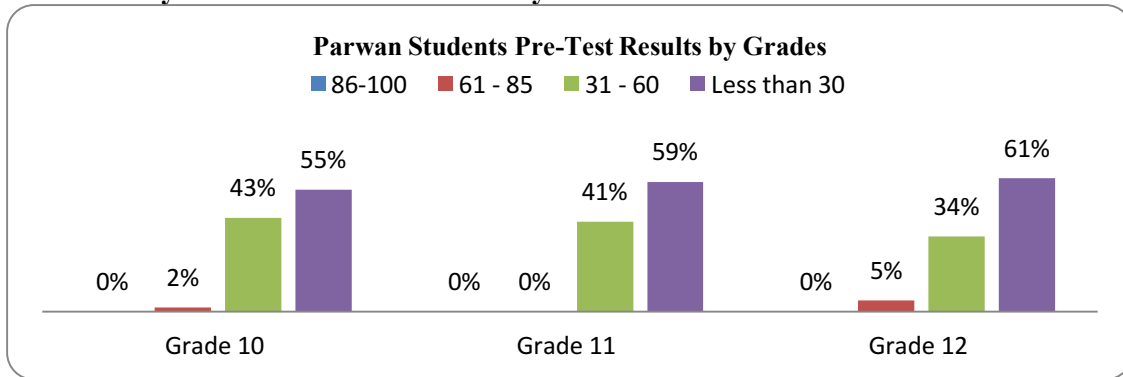
To evaluate the Tashabos knowledge of students, TEO furthermore analyzed the data by grades. Figure 10 indicates the results.

**Grade 10:** The Grade 10 students passed grade nine to study Tashabos subject for the first time, so they participated in the pre-test for the first time. The study shows that none of Grade 10 students scored 86–100 which shows that student’s knowledge from Tashabos is very low. While, only 2% scored 61–85, which shows mere level of students’ understanding from Tashabos and 43% scored 31–60, lastly 55% of students scored less than or equal to 30.

**Grade 11:** Grade 11 data shows some improvements in the student’s knowledge from Tashabos. Figure 10 indicates that none of the students scored from 86 to 100 and also none scored from 61 to 85. Also, 41% of student scored 31 to 60 and 59% of Grade 11 students have scored less than or equal to 30.

**Grade 12:** Based on the pre-test, none of the students have scored from 86 – 100, while 5% scored from 61 to 85 and 34% of them scored from 31 to 60 which shows that students of Grade 12 students have some knowledge of Tashabos subject as they have already studied the Tasshabos subjects for two years. And 61% of students have scored less than or equal to 30.

**Figure 10: Analysis of Parwan Pre -Tests by Grades**



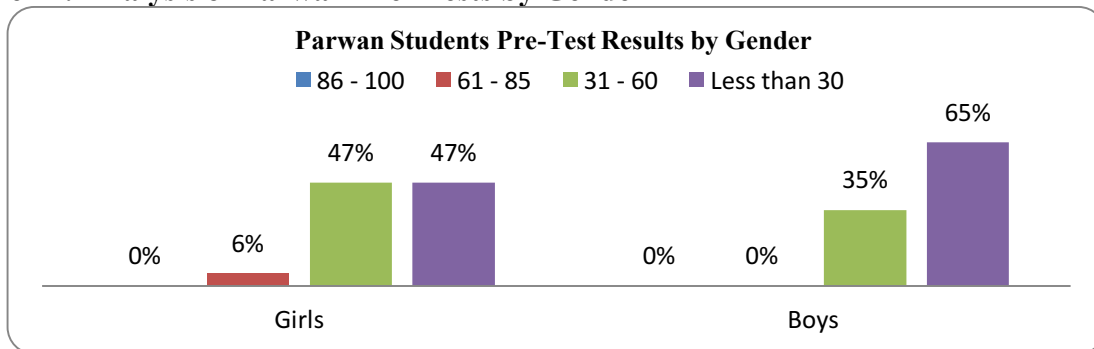
**Analysis of Parwan Schools by Gender**

Following the data analysis by grade, TEO analyzed the data by Gender too. In this analysis TEO focused on the level of the Tashabos subject’s knowledge of the girls and boys in Parwan.

Figure 11 shows that girls comparatively gained higher scores than boys. In the pre-test, none of the girls and boys scored from 86 to 100. Moreover, only 6% girls scored from 61 to 85, while none of the of boys scored from 61 to 85. More of the girls (47%) scored from 31 to 60 however, 35% of boys scored in mentioned range. And 47% of girls scored less than or equal to 30 however 65% of boys scored less than or equal to 30.

It is interesting to know that girls in Parwan Province, which is relatively conservative than Kabul Province, are more enthusiastic to study Tashabos. They are also eager to participate in the Tashabos program activities including student-entrepreneurs’ products exhibitions and the business proposal competitions. This mean, the potential of building girls’ capacity and empowering them economically is there, so TEO will continue to mobilize resource to support the girls. Meanwhile, TEO will work with boys to encourage them to participate actively in the Tashabos program activities and achieve self reliance, so they are not left behind.

**Figure 11: Analysis of Parwan Pre -Tests by Gender**



**Analysis of Parwan by Gender and Grades**

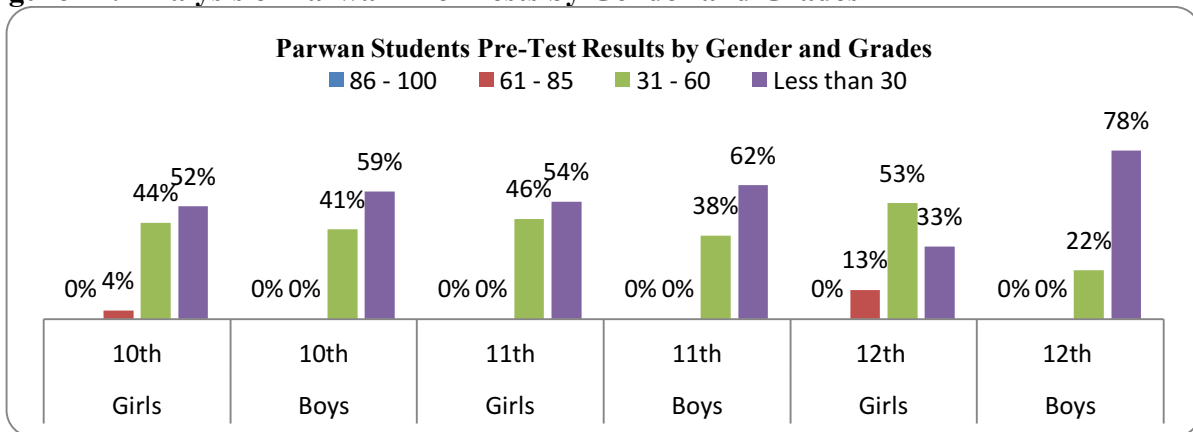
After evaluating student’s knowledge of Tashabos based on their gender, TEO analyzed the data considering the gender and grade of Tashabos students in Parwan Province. According to Figure 12, girls scored higher than boys.

**Grade 10:** In Grade 10 pre-test none of the girls and boys scored from 86 to 100. Moreover, 4% of Girls and none of the boys scored 61 to 85 which shows a gap between girls and boys understanding from Tashabos subject. Also, 44% girls and 41% boys scored from 31 to 60. More 59% of the boys and 52% of the girls scored less than or equal to 30.

**Grade 11:** The data shows that none of the girls and boys in Grade 11 the highest and higher categories scored from 86 to 100 and from 61 to 85. In the lower category, 46% girls and 38% boys scored from 31 to 60. Lastly, 54% girls and 62% boys scored 30 or less than that.

**Grade 12:** Figure 12 also shows despite none of the girls and boys scored the highest category that girls result is higher than boys. Whilst 13% of girls' students scored from 61 to 85; however, none of the boys scored from 61 to 85. Furthermore, 53% girls and 22% boys scored from 31 to 60. Lastly, 78% of boys and 33% of girls scored 30 or less than. Over all, the result shows low level of the Tashabos knowledge in general, while better performance of girls in Tashabos subject in Parwan Province.

**Figure 12: Analysis of Parwan Pre -Tests by Gender and Grades**



**BAMYAN PROVINCE ANALYSIS**

TEO also carried the pre-test data analysis of Bamyan Province to measure the Tashabos knowledge of the students. In Bamyan, a total of 413 students received the pre-test. Table 7 and Figure 13 show the details.

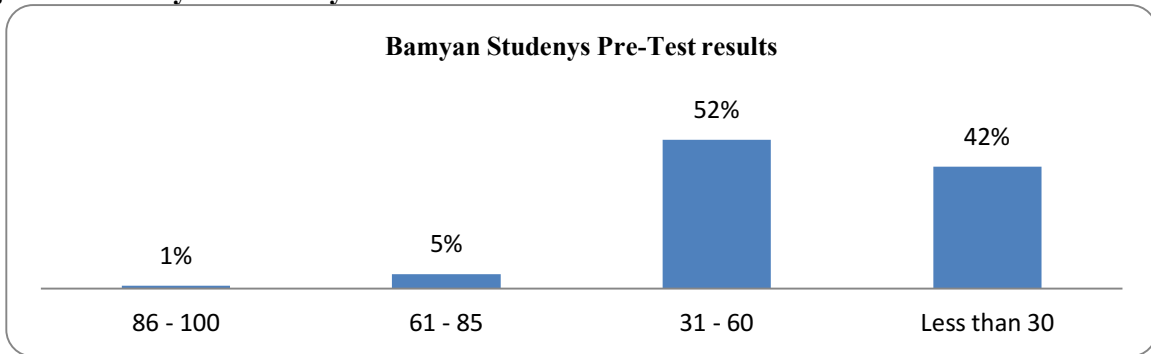
**Table 7: Bamyan Province Students Pre -Tests Scores**

Total Number of Classes	Total Number of Students	Observed Students	Pre-Test Scores			
			86 - 100	61 - 85	31 - 60	Less than 30
52	2,385	413	4	21	213	175

Figure 13 illustrates the pre-test result of students of Bamyan Province. In the pre-test assessment 1% of students received scores of 86–100 and 5% of them scored 61 to 85. Furthermore, 52% scored from 31 to 60 and 42% of the students scored less than or equal to 30. The study shows that in Bamyan Province majority of students scored from 31– 60 which shows student’s moderate level of understanding from the Tashabos subject.



**Figure 13: Analysis of Bamyan Pre -Tests Scores**



**Analysis of Bamyan school by Grades**

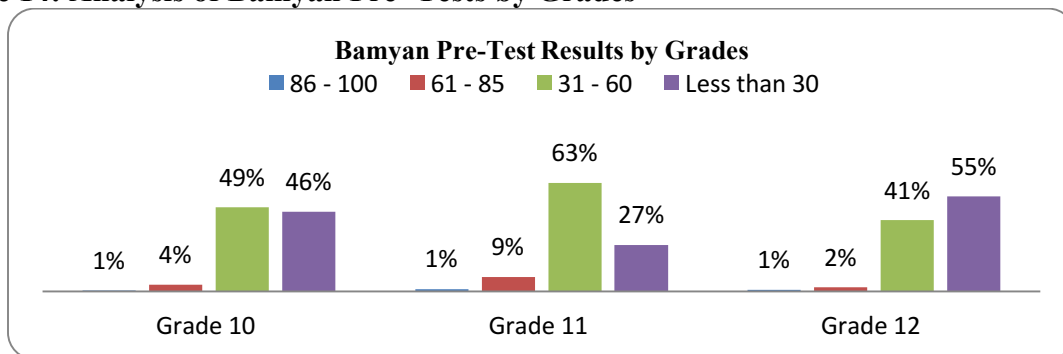
TEO also analyzed the data by grades. As stated above a total of 413 students have participated in this pre-test. Figure 14 indicates the results.

**Grade 10:** The data shows that only 1% of Grade 10 students scored 86–100 which shows low level of student’s knowledge from Tashabos subject. Moreover, 4% scored 61–85 and 49% scored 31–60 which shows some level of students’ understanding form Tashabos. Last but not the least, only 46% of students scored less than or equal to 30.

**Grade 11:** Figure 14 indicates that 1% of Grade 11 students scored from 86 to 100 and 9% scored from 61 to 85, which means few of student have gained some knowledge of Tashabos in their study in Grade 10. While, 63% of student scored 31 to 60 Lastly, only 27% of 11th grade students have scored less than or equal to 30.

**Grade 12:** Based on the pre-test data, 1% of the students in Grade 12 scored from 86 – 100, 2% of them scored from 61 to 85, however, 41% of them scored from 31 to 60. Conversely, 55% of them have scored less than or equal to 30. The data shows that student’s score in Grade 12 is not satisfactory.

**Figure 14: Analysis of Bamyan Pre -Tests by Grades**



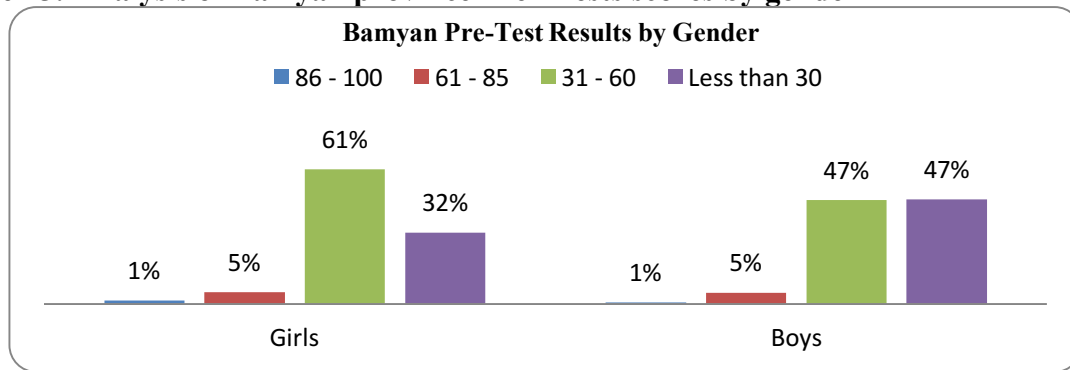
**Bamyan Province Analysis by Gender**

To find the difference between Tashabos knowledge of girls and boys students, TEO analyzed the pre-test data of Bamyan Province by gender. A total of 136 girls and 277 boys’ students took

the pre-test in Bamyan Province to assess their Tashabos knowledge. Figure 15 shows the details of pre-test results.

In the pre-test data analysis by gender (Figure 15) 1% each girls and boys received scores of 86–100, which is very interesting as their Tashabos knowledge seems equal. Similarly, 5% each girls and boys scored of 61 to 85, while 61% girls and 47% boys scored of 31 to 60 and at the end 32% girls and 47% boys received scores less than and equal to 30. This analysis shows that the girls and boys in Bamyan have similar knowledge of Tashabos, which is low and they need to show enthusiasm for the Tashabos study.

**Figure 15: Analysis of Bamyan province Pre –Tests scores by gender**



### **Bamyan Province Analysis by Gender and Grades**

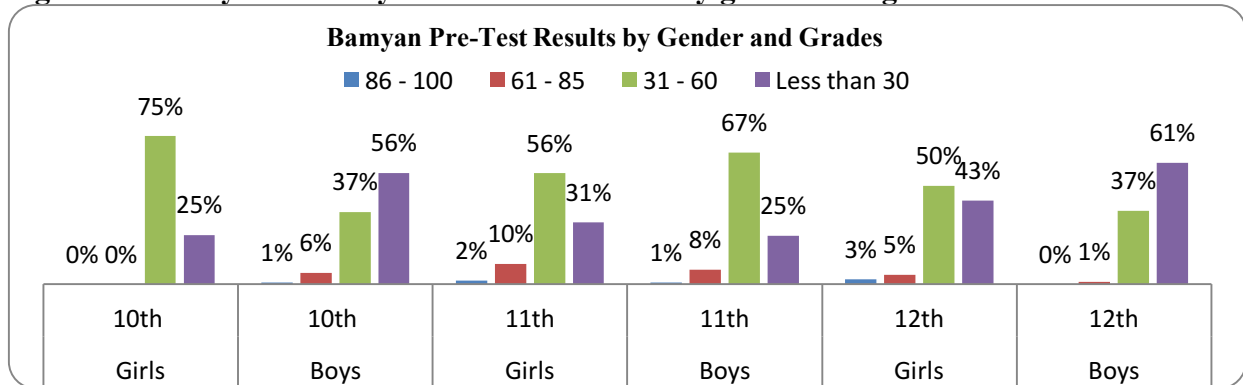
To measure both girls and boys level of the Tashabos knowledge in Grade 10, 11 and 12, the pre-test data was further analyzed in combination by gender and grades. Figure 16 shows the details.

**Grade 10:** In the pre-test, none of the girls and 1% boys received scores of 86 to 100. Similarly none of the girls, while 6% of the boys received scored of 61 to 85. Seventy-five percent of the girls and 37% boys received scores of 31 to 60 and finally 25% of girls and 65% of boys scored of less than and equal to 30. As a result, Grade 10 boys Tashabos knowledge is relatively higher than of the girls in Bamyan Province.

**Grade 11:** Also on part of Grade 11, 2% girls and 1% boys scored of 86 to 100. Furthermore 10% of girls and 8% of boys scores of 61 to 85, while 56% of girls and 67% of boys scored of 31 to 60. At last 31% girls and 25% boys got scores less than and equal to 30. Grade 11 girls and boys' knowledge is higher than of the Grade 10.

**Grade 12:** In Grade 12 pre-test, none of boys, while 3% girls received scores of 86 to 100. Which means Grade 12 students boys Tashabos knowledge is not satisfactory. In addition, 5% of girls and 1% of boys scored of 61 to 85. Subsequently girls (50%) and boys (37%) received scores of 31 to 60 and finally 43% of girls and 61% boys received scores less than and equal to 30. Girls knowledge in Grades 11 and 12 is relatively higher than of the boys.

**Figure 16: Analysis of Bamyan Pre –Tests scores by gender and grades**



## FINDINGS

1. Generally, the lower percentage of the students scoring the highest numbers (7%) and higher numbers (12%) scoring, shows less understanding of the students from Tashabos subject, which confirm the start of their study of the Tashabos textbooks new to them in their new grades they passed to.
2. In Kabul province girls' knowledge in all grades is higher than boys. It clearly shows enthusiasm on the part of girls is more. This mean, the Tashabos program has the potential to encourage the girls for their creativity and innovation and seek resources to support these girls. In the mean time TEO and MoE need to work together to encourage boys to study Tashabos and go for creativity and innovation to ensure their own future.
3. It is interesting to know that girls in Parwan Province, which is relatively conservative than Kabul Province, are enthusiastic to study Tashabos. They are also eager to participate in the Tashabos program activities including student-entrepreneurs' products exhibitions and the business proposal competitions. This mean, the potential of building girls' capacity and empowering them economically is there, so TEO will continue to mobilize resource to support the girls. Meanwhile, TEO and MoE will work with boys to encourage them to participate actively in the Tashabos program activities and achieve self reliance, so they are not left behind.
4. This analysis shows that the Grade 11 and 12 girls in Bamyan have relatively higher knowledge of Tashabos, which mean the enthusiasm on the part of girls is a bit more than boys for the Tashabos study.

## CHALLENGES AND SOLUTIONS

1. The orientation on the pre- and post-tests and delivery of the Tashabos teachers' packages on time facilitated smooth administration of the pre-test in all provinces, so there is no challenge to pinpoint except the physical arrival of the pre-test sheets took time.